

Tips and Tricks

1 of 2

Items drawn from Applicad's Customer Service file

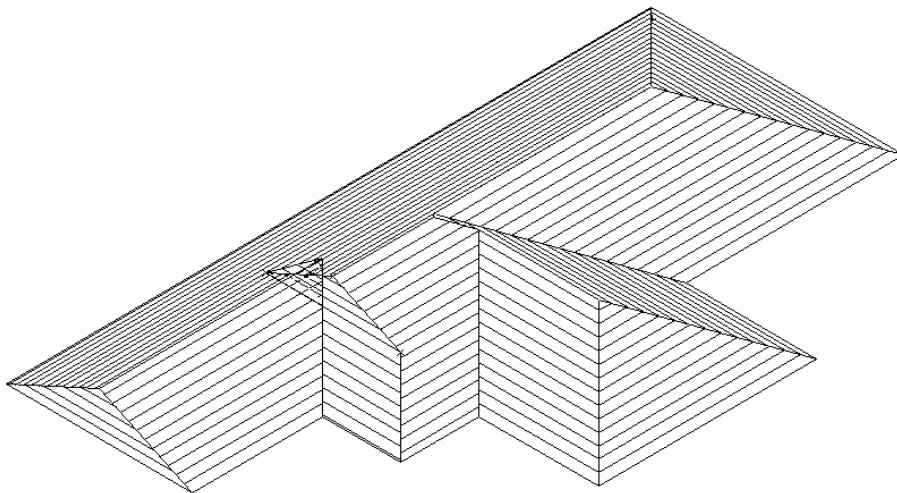
Number: 6

Objective: Correctly draw a Dutch Gable

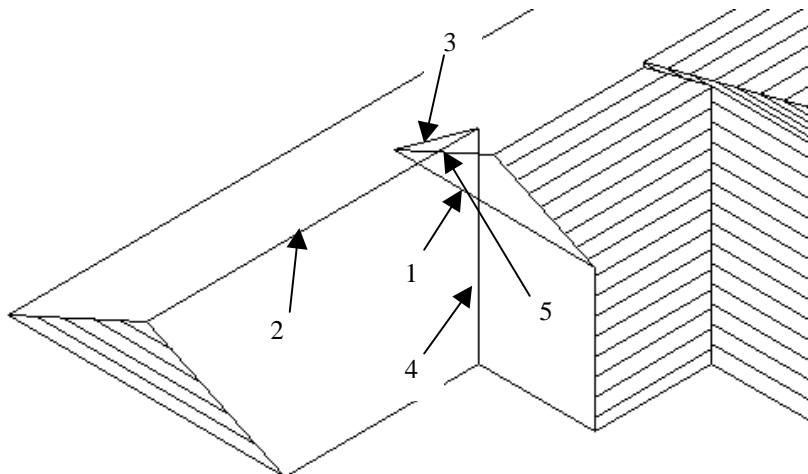
Commands used: Trim-Line
Ins-Line
Ins-Plane

To draw up the dutch gable correctly

1. Insert the dutch gable as you normally would, don't worry if it doesn't look correct.
2. Go to **Iso** view in the main menu.



3. Select **Delete** from the main menu and delete the four planes surrounding the problem area.
4. Re-paint the drawing, to see the lines clearer.



5. Select **Mod-Roof | Advanced | Trim-Line** and crosshairs will appear.
6. Trim Line 2 to Line 5.
7. Trim Line 1 to Line 4.
8. Trim Line 4 to Line 1

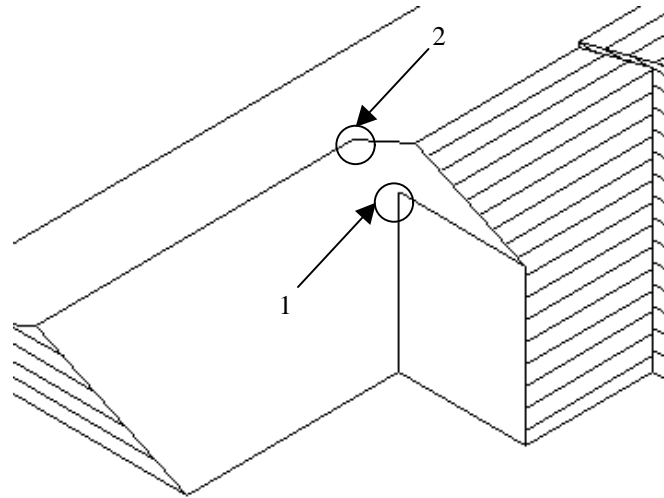
*Information in this note is applicable to Applicad's Steep Roof Products:
Sorcerer, Roof Magician and Roof Wizard.*

Tips and Tricks

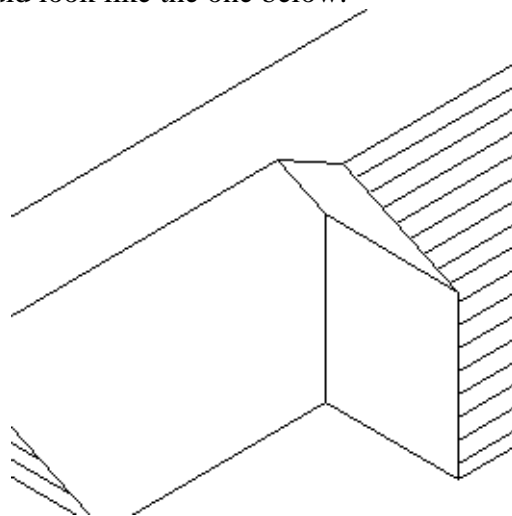
2 of 2

Items drawn from Applicad's Customer Service file

9. Trim Line 5 to Line 2
10. Select **Delete** again and delete line 3, which should be by itself and not joining any other lines.



11. Select **Mod-Roof | Advanced | Ins-Line | Free** and again crosshairs will appear.
12. Snap (middle mouse button or shift left button) to the point where the valley line and the bottom of the dutch gable intersect, (1). Then snap to the point where the left hand side of the dutch gable intersects the ridge line, (2).
13. Your drawing should look like the one below.



14. To add the planes in select **Mod-Roof | Advanced | Ins-Plane**. You will then be asked to track the outline of the plane. When the outline of the plane has been completed you will be asked what type of roof plane it is. Select the appropriate material and then click **Ok**. You should have to track 4 planes, if not then something is wrong.
15. Finally you will notice that the front of the dutch gable has material on it. You don't want this.
16. To change this, select **Utilities | ChaPlaneType | None** and select the front of the dutch gable.

*Information in this note is applicable to Applicad's Steep Roof Products:
Sorcerer, Roof Magician and Roof Wizard.*